

Smart Choice Equipment Solutions: Summer 2012



PROFESSIONAL MEDICAL, INC.



Professional Medical, Inc.

A Tradition of Quality, Value, & Trusted Service Since 1968

To Our Valued Customer,

Professional Medical's name and the values it was founded upon remain unchanged 44 years after the company was established.

We would like to thank you for choosing **Professional Medical** and look forward to fulfilling all of your medical equipment and supply needs. As part of our overall growth plans, and to meet the increased demand for our products, we are pleased to introduce our **Smart Choice Equipment Solutions**.

We deliver simultaneously on the three criteria that matter most to you:

QUALITY We have spent many years setting new standards in product quality, ensuring the highest levels of quality control and working only with manufacturers that share our commitment to excellence. Current customers are thrilled with our innovative, quality products and new customers will love having a source for high-quality equipment.

PRICE We strive to price our products at the most competitive levels possible. However, we don't compromise quality at the expense of cost. We are able to deliver this value proposition as a result of our streamlined distribution centers, our Research and Development Department and strong vendor relationships. We then pass the savings along to you.

CUSTOMER SERVICE The customer comes first in everything we do. We pride ourselves on our quick response times, knowledgeable staff and accessibility at the highest levels of our organization.

We at Professional Medical pride ourselves on being the **One Source Choice** for all your equipment and supply needs. We remain and will continue to be committed to our valued customers.

Terry Barnes
President

Matt Barnes
CEO

Alan Ferry
COO



Professional Medical's
Midwest Distribution Center
New Lenox, IL

LONG TERM CARE

HOSPICE

HOME HEALTH CARE

DME DEALER

ASSISTED LIVING

ACUTE CARE

PRIMARY CARE
PHYSICIANS/CLINICS

DISTRIBUTION

MARKETS SERVED

Just as all residents are unique, not all wheelchairs are created equal. Although many nursing home residents rely on wheelchairs, they are often not assessed individually to ensure safe and effective mobility.

When selecting a wheelchair for an individual resident, be sure to take the following measurements into consideration. All measurements should be taken when the resident is sitting in a wheelchair or straight-backed chair.

Seat width: The goal is to distribute a person's weight over the widest possible surface. There should be clearance room on each side for ease of transfer and the individual should not rub against the side panels of the wheelchair.

- Measure across the widest part of the hips or thighs using a tape measure. Add 2" to this measurement.

Seat depth: The seat should be deep enough to distribute weight along the buttocks and thighs without creating undue pressure over the ischium or circulatory difficulties and skin irritation in popliteal areas.

- Measure along the most posterior part of the buttocks, running the tape measure along the thigh to the back of the knee. Subtract 2-3" from this measurement.

Seat height: The seat height should allow the user to obtain optimal propulsion and prevent the person's knees from scraping the bottom of tables.

- Measure from the heel of the foot or shoe to just under the thigh and add 2". If a cushion will be used in the chair, be sure to include it in the measurement.

Leg length: The objective is to elevate the footplates to allow a 2" clearance above the ground. This makes it easy and safe to traverse curbs, doorways and uneven surfaces.

- Measure from the heel of the foot or shoe to just under the thigh.

Arm height: The arms should be adjusted to help the user maintain correct posture and balance while simultaneously providing comfortable support for the arms and shoulders.

- Measure from the seat platform to just under the elbow and add 1".


Back height: The back height should be selected based on an individual's physical needs and activity capabilities.

- Measure from the seat platform to under the armpit with the individual's arms fully extended parallel to the ground. Subtract 4" to arrive to the correct back upholstery height. Be sure to take the use of a cushion into consideration when performing this measurement. For individuals with compromised trunk stability, measure from the seat to the required level of support.

DO YOUR WHEELCHAIRS MEASURE UP?

Beds, Mattresses & Accessories

3-YEAR PRESSURE REDISTRIBUTION MATTRESS



- Three pressure zones
- Channel-cut high-density polyurethane foam
- 300 lb weight capacity

Item #	Price
600-M700-76 36" x 76" x 6"	\$139.95
600-M700-80 36" x 80" x 6"	\$139.95
600-M700-84 36" x 84" x 6"	\$149.95

BUY 5 get FREE shipping! **OR** BUY 25 get 3% OFF!***

7-YEAR PRESSURE REDISTRIBUTION MATTRESS



- Provides additional pressure reduction in heel area
- Solid-edge support for easy resident transfer
- 4-way stretch nylon waterproof cover
- 350 lb weight capacity

Item #	Price
600-M850-76 36" x 76" x 6"	\$187.95
600-M850-80 36" x 80" x 6"	\$187.95
600-M850-84 36" x 84" x 6"	\$198.95

BUY 5 get FREE shipping! **OR** BUY 25 get 3% OFF!***

15-YEAR PRESSURE REDISTRIBUTION MATTRESS



- 4-way stretch nylon waterproof cover
- Designated head and foot sections
- Concealed zipper with Barrier Stop OverFlap
- 450 lb weight capacity

Item #	Price
600-M900-76 36" x 76" x 6"	\$232.45
600-M900-80 36" x 80" x 6"	\$232.45
600-M900-84 36" x 84" x 6"	\$244.95

BUY 5 get FREE shipping! **OR** BUY 25 get 3% OFF!***

DYNAMIC ELITE MATTRESS



- Quickly channels heat away from the body, helping to reduce pressure ulcer incidence
- Provides superior pressure redistribution
- 400 lb weight capacity
- 10-year non-prorated warranty

Item #	Price
600-M1000-76 36" x 76" x 6"	\$249.99
600-M1000-80 36" x 80" x 6"	\$249.99
600-M1000-84 36" x 84" x 6"	\$259.99

BUY 5 get FREE shipping! **OR** BUY 25 get 3% OFF!***

BARIATRIC LOW AIR LOSS WITH ALTERNATING PRESSURE MATTRESS



- Low air loss and alternating pressure therapies in one unit
- High air flow dual function control unit
- Cellincell design in case of power failure
- Alternating cycle times (5/10/15/20 minute)
- CPR deflation in 20 seconds
- 1000 lb weight capacity

Item #	Price
600-AM9000B 42" x 80" x 10"	\$2,295.00
600-AM9000B48 48" x 80" x 10"	\$2,495.00

P.R.O. MATT PLUS



- Non-powered convertible alternating pressure mattress replacement system
- Feature P.R.O. (Pressure Relief Optimization) air control technology
- Requires no adjustments or manual inflation devices
- Four-zone inner air core automatically adjusts to meet resident needs

Item #	Price
076-PMP3680NZBA	\$1,198.55

FREE SHIPPING ITEMS SHIP WITHIN 48 HOURS

LIBERTY TOTAL BED PACKAGE



A total electric bed for less than \$1,000!

Build the perfect bed for your facility! After choosing the Liberty bed frame, you'll be able to select your desired half length assist rail as well as the color and style of head and footboards to complete the look.

Item #	Price
075-LBT7174	\$944.00

Pricing includes bed frame, half length assist rails and head/footboard selection

ZENITH 9000 TOTAL BED PACKAGE



In two quick steps, you can create the ideal bed for your facility! After selecting the Zenith 9000 electric bed frame, you'll be able to choose your preferred half length assist rail as well as the style and color of head and footboards.

Item #	Price
075-ZZ98174	\$1,599.88

Pricing includes bed frame, half length assist rails and head/footboard selection

DYNAMIC ELITE MATTRESS WITH RAISED RAILS



- Quickly channels heat away from the body, helping to reduce pressure ulcer incidence
- Provides superior pressure redistribution
- Side rails decrease fall risk
- 400 lb weight capacity
- 10-year non-prorated warranty

Item #	Price
600-M1000-76-RR 36" x 76" x 6"	\$264.99
600-M1000-80-RR 36" x 80" x 6"	\$264.99
600-M1000-84-RR 36" x 84" x 6"	\$274.99

BUY 5 get FREE shipping! **OR** BUY 25 get 3% OFF! **

ALTERNATING PRESSURE MATTRESS SYSTEM



- Offers an extraordinary therapeutic surface for the prevention and treatment of pressure sores
- Provides user-friendly operation and offers an 8-minute cycle time
- Removable non-shear, antimicrobial cover encapsulates the entire 20-bladder mattress
- CPR feature allows for rapid deflation of mattress system
- 350 lb weight capacity

Item #	Price
600-AM7000 36" x 80" x 8"	\$465.95

EXCEL 5000 OVERLAY AIR MATTRESS WITH ALTERNATING PRESSURE



- Slip-resistant mat and securing straps
- CPR feature allows for rapid deflation
- Low air loss, alternating pressure relief therapy (10, 15, 20, 25 minute cycles)
- Static function can suspend the alternating mode
- 350 lb weight capacity

Item #	Price
600-AM8000 36" x 80" x 8"	\$789.95

TRUE LOW AIR LOSS MATTRESS SYSTEM WITH PULSATE



- Offers an extraordinary therapeutic mattress system for the prevention and treatment of pressure sores
- Low air loss surface with more than 1180 liters of air flow per minute diffusing directly under the resident
- Removable non-shear, antimicrobial cover
- CPR feature allows for rapid deflation of mattress system
- 1000 lb weight capacity

Item #	Price
600-AM9000 36" x 80" x 10"	\$2,195.00

* Qualify by buying 5 or more foam mattresses of any size or any combination

** Qualify by buying 25 or more foam mattresses. Offer is applied as an invoice discount for invoices paid within 30 days.

FULL ELECTRIC BARIATRIC BED



- Heavy-duty frame for strength and resident safety
- Larger sleep surface than conventional beds
- Split plan design with removable bed ends for easy setup
- Quiet, smooth operation
- *The Bariatric Bed Package contains one bariatric bed (500-BB600), a 42" bariatric foam mattress and one pair of "T" rails.*

Item #	Price
500-BB600	\$1,993.54
500-BB600-PKG Package	\$2,249.00

AUTO-TOUCH OVERBED TABLE



- Adjustable from 28" to 45"
 - 30" wood grain laminated top
- Comparable to Invacare #6417*

Item #	Price
500-TTBED	\$49.99

HEEL SUSPENSION BOOT



- Super-soft peachskin antimicrobial cloth protects thin, fragile skin from tears
- Adaptable hook and loop closures allow the boot to be secured at two alternate positions
- Extended and cushioned design distributes the weight of the heel over a larger area, reducing pressure and increasing blood flow
- CA-117 approved

Item #	Price
600-PHE3-S Small	\$21.95
600-PHE3-M Medium	\$21.95
600-PHE3-L Large/Extra Large	\$26.95

SAFETY RAILS AND VINYL BED RAIL PADS



- No-gap style half-length rail fits all spring-style healthcare beds
- Half-length and full-length vinyl bed rail pads provide protective padding that reduces risk of resident injury

Item #	Price
500-RAIL-H Half-length rail; steel construction	\$56.95
600-BRP1134-PR Half-length vinyl bed rail pads; rails sold separately	\$33.95
600-BRP1169-PR Full-length vinyl bed rail pads; rails sold separately	\$37.95

VISIONAIRE OXYGEN CONCENTRATOR



AIRSEP

- Oxygen concentration: 1-5 LPM at 90% +5.5/-3%
- Weight: 30 lb (13.6 kg)
- Dimensions: 20.8" H x 14.1" W x 11.5" D
- Operational temperature range: 41° F to 105° F

Item #	Price
005-AS098-101	\$559.95
005-AS098-104 w/Eco	\$589.95

NEWLIFE INTENSITY 10 CONCENTRATOR



AIRSEP

- Maximum pressure/maximum flow concentrator
- Can replace the need for external compressors
- May serve two residents simultaneously (maximum total flow 10 LPM per unit)
- Designed for high-prescription residents or those who also need outlet pressure

Item #	Price
005-AS099-10	\$1,250.00

FREESTYLE BY AIRSEP



AIRSEP

- The only truly wearable portable oxygen concentrator
- Provides the longest duration between recharges of any portable concentrator
- Lightweight and quiet

Item #	Price
005-AS095-1	\$3,395.00

FINGERTIP PULSE OXIMETER (CLIP STYLE)



drive

- Two-way display
- Not for continuous monitoring
- Uses AAA batteries

Item #	Price
500-PULSEOXF	\$49.95

HANDHELD "HANDYOX" PULSE OXIMETER



drive

- Customizable audible and visual alarm settings
- Individualized pulse rate and oxygen saturation high/low thresholds
- Durable rubber boot provides protection against accidental drops
- Two-year limited warranty

Item #	Price
500-PULSEOXH-DRV Includes finger probe	\$249.95

TUFFSAT HANDHELD PULSE OXIMETER



GE

- Increase validity of SpO₂ and pulse rate data using Plr
- One-hand operation
- An ideal spotcheck solution
- Water-resistant

Item #	Price
500-PULSEOXH Includes finger probe	\$487.55

**PACIFICA ELITE
NEBULIZER**



drive

- Ultra compact, portable design
- Weight: 4.1 lbs
- Powerful piston pump is efficient, dependable and quiet
- Comes complete with disposable neb kit
- Five-year limited warranty

Item #	Price
500-NC01M	\$19.99

**COMPARTMENT STYLE
COMPRESSOR/NEBULIZER**



drive

- Maximum pressure: 30 psi
- Operating pressure: 12-14 psi
- Liter flow: 8 ltr/min
- 45° angle delivery allows resident to recline during treatment

Item #	Price
500-NC01	\$39.95

**HEAVY DUTY PORTABLE
SUCTION MACHINE**



drive

- Controlled vacuum from 23" HG
- E-Z grip handle
- Base with cord wrap
- UL approved

Item #	Price
500-ASP1	\$148.95

**PORTABLE SUCTION
MACHINE**



- Maximum vacuum 20.5" HG
- Mini suction cup feet for stability
- Convenient size
- Two-year warranty

Item #	Price
500-ASP2 Portable	\$179.95



Photo Courtesy of Joerns Healthcare

OSHA Sets Sights on Safe Lifting

Alarmed by the high incidence of employee injuries in the long-term care industry, the Occupational Safety and Health Administration (OSHA) has created a National Emphasis Program (NEP) aimed at reducing the causes of those injuries.

According to 2010 data that was reviewed by OSHA, nursing and residential care facilities experienced one of the highest rates of lost workdays due to injuries and illnesses of all major American industries. In fact, the incidence rate of cases involving days away from work in the long-term care field was 2.3 times greater than all private industry as a whole. Moreover, an overwhelming majority of the injuries could be attributed to overexertion as well as slips, trips and falls.¹

Announced on April 5, 2012, the NEP will last for three years and cover nursing homes, residential mental retardation facilities and continuing care retirement communities. The NEP provides specific guidance on how OSHA compliance officers should conduct their inspections, including evaluating resident handling, evaluating whether the facility has adequate "lift, transfer or reposition" assistive devices available and inspecting the "lift, transfer and reposition" training that is provided to employees.¹

For the NEP, OSHA will be targeting facilities that have a days away, restricted, transfer (DART) rate of 10 or higher per 100 full-time workers.

Resident Mobility & Lifting

STANDARD WHEELCHAIR: FIXED ARM



- 300 lb weight capacity
- Hammertone steel frame
- Padded armrests

Comparable to Invacare

Item #	Price
500-WC18F 18" Width & Swing-Away Footrests	\$114.95
500-WC18E 18" Width & Elevated Leg Rests	\$124.95

STANDARD WHEELCHAIR: REMOVABLE DESK ARM



- 300 lb weight capacity
- Hammertone steel frame
- Padded armrests
- Available in 18" & 20" widths

Comparable to Invacare

Item #	Price
500-WC18DE 18" Width & Elevated Leg Rests	\$136.95
500-WC18DF 18" Width & Swing-Away Footrests	\$124.95
500-WC20DF 20" Width & Swing-Away Footrests	\$167.95
500-WC20DE 20" Width & Elevated Leg Rests	\$175.95

HEAVY DUTY OVERSIZED WHEELCHAIR



- 450 lb weight capacity
- Chrome plated
- Durable reinforced nylon upholstery
- Available in 22" & 24" widths

Comparable to Invacare Tracer Series

Item #	Price
500-WC22DF 22" Width & Swing-Away Footrests	\$245.95
500-WC22DE 22" Width & Elevated Leg Rests	\$265.95
500-WC24DF 24" Width & Swing-Away Footrests	\$279.95
500-WC24DE 24" Width & Elevated Leg Rests	\$292.95

WHEELCHAIR GEL-CUSHION



- Superior pressure relief and comfort
- Removable vinyl cover
- Low shear, antimicrobial, fluid-proof, fire resistant

Item #	Price
600-WC1816-EA	\$26.95

3-POSITION GERI RECLINER CHAIR



- 3 different reclining positions
- Available in blue, mauve and jade

Comparable to #6074 Invacare

Item #	Price
500-GC-3PM Mauve	\$345.95
500-GC-3PBR Blue	\$345.95
500-GC-3PJ Jade	\$345.95

STAND-ASSIST LIFT



- 400 lb. weight capacity
- Provides stable assistance for standing, transferring and toileting
- Easy-roll 4" casters
- Four sling attachment points accommodate a variety of stand-up sling designs

Item #	Price
500-IP350-S	\$2,495.99

BARIATRIC BATTERY- POWERED LIFT



- 600 lb. weight capacity
- Six-point cradle
- Easily fits under low beds
- Extra-wide coated cradle with 360° rotation

Item #	Price
500-IP600	\$2,232.77


BATTERY POWERED PATIENT LIFT



- 450 lb. weight capacity
- Easily fits under low beds (500-IP450-L only)
- Heavy-gauge construction
- For use with four-point and two-point slings
- Fast, easy charge from AC outlet

Item #	Price
500-IP450-L	\$1,651.75
500-IP450	\$1,579.48

HPL402 LIFT



- 400 lb weight capacity
- Ergonomic handle grips reduce back strain
- Reverse-mounted actuator for additional knee clearance
- Six-point non-sway cradle
- One-year warranty on lift and actuator

Item #	Price
076-HPL402	\$1,285.55

FREE SHIPPING
ITEMS SHIP WITHIN 48 HOURS

HPL700 LIFT



- 700 lb weight capacity
- Uniquely designed for safe lifting of heavier residents
- Oversized push handle for easy maneuvering
- Two-year warranty on structure; one-year warranty on electrical components; 90-day warranty on batteries, casters and hand pendant
- Package includes a scale to simplify resident weighing activities

Item #	Price
076-HPL700 Lift	\$3,296.99
076-HPL700WSC Package: Lift and scale	\$3,996.99

FREE SHIPPING
ITEMS SHIP WITHIN 48 HOURS

HOYER PRESENCE LIFT



- 500 lb weight capacity
- Outstanding lift range
- Accommodates lifts from the floor as well as transfers to higher surfaces
- Perfect fit for larger residents
- Five-year warranty on lift structure; two-year warranty on electrical components
- Package includes a scale to simplify resident weighing activities

Item #	Price
076-HOY-PRESENCE Lift	\$3,546.99
076-HOY-PRESENCEWSC Package: Lift and scale	\$4,464.99

FREE SHIPPING
ITEMS SHIP WITHIN 48 HOURS

HOYER ELEVATE LIFT



- 440 lb weight capacity
- Compact and sturdy
- Option of standing or transport sling
- Designed to improve lifting experience for both caregiver and resident
- Five-year warranty on lift structure; two-year warranty on electrical components
- Package includes a scale to simplify resident weighing activities

Item #	Price
076-HOY-ELEVATE Lift	\$3,949.99
076-HOY-ELEVATEWSC Package: Lift and scale	\$4,899.99

FREE SHIPPING
ITEMS SHIP WITHIN 48 HOURS

SLINGS FOR HPL402

For use with the HPL402 Lift (076-HPL402).

Item #	Price
076-113-D-LC Comfort Sling with Commode Aperture, 400 lb. capacity	\$72.34

SLINGS FOR HPL700 LIFT

For use with the HPL700 Lift (076-HPL700 and 076-HOY-HPL700WSC).

Item #	Price
076-NA1071 Padded Full Back Sling, X-Large (500 lb capacity)	\$217.99
076-NA1073 Padded Full Back Sling, Medium	\$247.99
076-NA1074 Padded Full Back Sling, Large	\$247.99
076-NA1075 Padded Full Back Sling, X-Large (850 lb capacity)	\$322.99

SLINGS FOR HOYER PRESENCE LIFT

For use with the Hoyer Presence Lift (076-HOY-PRESENCE and 076-HOY-PRESENCEWSC).

Item #	Price
076-NA1067 Full Back Padded Sling, X-Small	\$217.99
076-NA1068 Full Back Padded Sling, Small	\$217.99
076-NA1069 Full Back Padded Sling, Medium	\$217.99
076-NA1070 Full Back Padded Sling, Large	\$217.99

SLINGS FOR HOYER ELEVATE LIFT

For use with the Hoyer Elevate Lift (076-HOY-ELEVATE and 076-HOY-ELEVATEWSC).

Item #	Price
500-ARISE_TR Deluxe Transport Sling, Medium	\$204.66
076-NA13499N Deluxe Stand-Aid Sling, Small	\$185.99
076-NA13500N Deluxe Stand-Aid Sling, Medium	\$185.99
076-NA13498N Deluxe Stand-Aid Sling, Large	\$185.99



MR. B'S SUPER EQUIPMENT SPECIALS


Look for our super-priced equipment specials in your email

- We partner with the leading manufacturers in the healthcare industry
- We provide product demos, in-servicing and training
- All equipment accessories readily available
- Capital equipment and payment plans and other budget solutions available
- We are a Medicare-accredited, third-party biller, (ProMedB™)



Fall Prevention & Safety


PRIMEMAT LOW PROFILE FLOOR MAT



- Injury-mitigating floor mat
- Stays in place even during care delivery
- Beveled edges accommodate wheelchairs and lifts
- Reduces tripping hazards

Item #	Price
600-FPB23-GR Gray, 23" x 68" x 3/4"	\$114.95
600-FPB23-BR Burgundy, 23" x 68" x 3/4"	\$114.95

LANDING STRIP FLOOR MAT WITH NITE-GLO BORDER



- Nite-Glo border stands out in even dimly lit rooms to alert staff to the mat's presence
- Unusually thin and surprisingly firm
- Prevents tripping and permits carts, chairs, beds and tables to roll over easily
- Non-slip vinyl base

Item #	Price
600-FPB24BR-GLO 24" x 70" x 1"	\$139.95

BEDSIDE SAFETY MAT



- One-piece design
- Helps reduce possible impact-related injuries
- Provides full coverage of bed exit area
- Made from high-impact foam
- Fire-resistant, wipe-clean cover

Item #	Price
600-FP55 24" x 66" x 2"	\$45.99

BI-FOLD BEDSIDE SAFETY MAT



- Bi-fold design for easy storage
- Helps reduce possible impact-related injuries
- Provides full coverage of bed exit area
- Made from high-impact foam
- Fire-resistant, wipe-clean cover
- Skid-resistant bottom

Item #	Price
600-FP55-BF 24" x 66" x 2"	\$49.99

STRING ALARM



- Durable materials withstand institutional use
- Alarm settings inside battery compartment
- Unique alarm tone
- Unbreakable stainless steel mounting clip

Item #	Price
600-AA1	\$14.81
135-PSNAP	\$18.95



PrimeSnap Alarm Fastener (5 pk)

BASIC ALARM



- Automatically resets when pressure is applied to sensor pad
- Off/low/high switch
- 0/2 second delay located in battery compartment
- Strain relief for sensor pad cable

Item #	Price
600-AL1	\$29.95

ADVANCED ALARM



- Attaches to nurse call system
- Alarm is always in "on" position
- Automatically resets when pressure is applied to sensor pad
- Alarm settings inside battery compartment

Item #	Price
600-AL2	\$49.95

3-IN-1 ULTRA ALARM



- Alarm is always in "on" position
- Automatically resets when pressure is applied to sensor pad
- Alarm settings inside battery compartment
- Nurse call compatible

Item #	Price
600-AL3	\$54.95

UNIVERSAL 45-DAY SENSOR PAD



Sensor pads available for both chairs and beds.

- Works with many brands of fall monitors
- 45-day warranty period

Bed only:

- Oversized to reduce false alarms
- 68" bed sensor cable

Item #	Price
600-ALCP-45 Chair Sensor Pad; 10" W x 15" L	\$19.60
600-ALBP-45 Bed Sensor Pad; 10" W x 28" L	\$20.20

UNIVERSAL ONE-YEAR SENSOR PAD



Sensor pads available for both chairs and beds.

- Moisture resistant
- Works with many brands of fall monitors
- One-year warranty period

Bed only:

- Oversized to reduce false alarms
- 68" bed sensor cable

Item #	Price
600-ALCP-365 Chair Sensor Pad; 10" W x 15" L	\$31.15
600-ALPB-365 Bed Sensor Pad; 10" W x 28" L	\$35.76

ALARM/SENSOR FALL PREVENTION SYSTEM



The fall prevention system includes the Basic Alarm (600-AL1) and either a Universal One-Year Chair Sensor Pad (600-ALCP-365) or a Universal One-Year Bed Sensor Pad (600-ALPB-365).

Item #	Price
600-AL365-CSYS Chair System	\$59.99
600-AL365-BSYS Bed System	\$69.99

FLOOR SENSOR PAD



- Use at the bedside or doorway to alert caregivers of resident activity
- Heavy-duty and ideal for institutional use
- For use with 3-in-1 Ultra Alarm (600-AL3)
- 22" x 39"

Item #	Price
600-ALFP-365	\$73.50

INFRARED BEDSIDE MONITOR



- Infrared sensor detects movement and triggers alarm
- Doesn't require wires, cords or pads
- Nurse call capability
- Multiple installation methods

Item #	Price
500-ALIRM Infrared Bedside Monitor	\$54.55
500-ALIRM-BB Bed Bracket	\$18.96

SEATBELT MONITORING SYSTEMS



- Works with the Ultra, Advanced and Basic Alarms
- Alarms as soon as resident attempts to leave chair
- Mounts to most wheelchairs using existing hardware
- Large red loop is easy to release (600-ALBV only)

Item #	Price
600-ALBV Hook-and-Loop Seatbelt Monitoring System	\$22.55
600-ALBB Buckle Seatbelt Monitoring System	\$24.55

SINGLE CALL CORD



Single Call Cord available in 8' and 10' lengths.

- Durable materials withstand institutional use
- Ergonomically designed pendant is easy to grasp
- 1/4" phone plug works with most call systems
- Latex free

Item #	Price
600-ANCS-8 8 feet in length	\$8.99
600-ANCS-10 10 feet in length	\$14.88

DOUBLE CALL CORD



- Durable materials withstand institutional use
- Allows two residents to use a single bedside station
- Ergonomically designed pendant is easy to grasp
- 1/4" phone plug works with most call systems
- 10 feet in length
- Latex free

Item #	Price
600-ANCD-10 10 feet in length	\$19.88

INFRARED THERMOMETER



- Measure temperature by pointing thermometer at center of forehead
- Temperature measurement is quick, precise, hygienic and safe
- Temperature can also be taken on navel or neck
- FDA approved

Item #	Price
600-TH100	\$169.00

BRAUN THERMOSCAN® PRO 4000 EAR THERMOMETER



WelchAlllyn®

- ExacTemp™ technology ensures proper positioning and improved accuracy
- Provides fast results
- Automatic probe cover eject button
- Easy-to-read LCD display
- Three-year limited warranty

Item #	Price
WA04000-200	\$174.95

WELCH ALLYN® SURETEMP® PLUS 690 ELECTRONIC THERMOMETER



WelchAlllyn®

- Provides 4-second oral, 10-second rectal and 15-second adult axillary temperatures
- Monitor mode capability for measuring 3-5 minute temperatures
- Used probe covers can be ejected automatically
- Large LCD display

Item #	Price
WA690	\$254.95

FIRST CRUSH AUTOMATIC PILL CRUSHER



FIRST CRUSH™

- Crushes and grinds multiple pills into fine powder
- Fully automatic
- Crush, mix and serve in the same anti-static cup
- Quick operation
- *Lease options available. Call for details.*

Item #	Price
500-PCA01	\$169.95

ADVIEW™ MODULAR DIAGNOSTIC STATION



ADView

- Features individual blood pressure, temperature and pulse oximetry modules
- Automated and manual BP options
- Filac™ FasTemp™ provides 10-second oral or axillary temperatures
- SpO₂ module includes industry-leading Nellcor compatible technology

Item #	Price
500-ST61	\$1,709.72

FREE SHIPPING
ITEMS SHIP WITHIN 48 HOURS

WELCH ALLYN® SPOT VITAL SIGNS®



WelchAlllyn®

- First hospital-grade, automated, multi-parameter device created specifically to spot check vital signs
- Measurements are quick, easy and accurate
- Lightweight and portable
- Large LCD display with backlight

Item #	Price
WA42NTB-E1	\$2,255.03

FREE SHIPPING
ITEMS SHIP WITHIN 48 HOURS

SEMI-AUTOMATIC AED



CARDIAC SCIENCE

- Administers defibrillating shock at the press of a button
- Self-tests all main components daily
- Calculates whether additional, more powerful shocks are necessary
- Seven-year warranty on AED, four-year full battery operational replacement guarantee

Item #	Price
500-CS55	\$1,299.95

FREE SHIPPING
ITEMS SHIP WITHIN 48 HOURS

PHYSICIAN'S BEAM SCALE



Health o meter

- Capacity: 500lb/2330kg
- Large, easy-to-read measuring bar
- Non-slip, vinyl-covered platform
- Two-year warranty

Item #	Price
600-SPM	\$173.00

PROFESSIONAL CHAIR SCALE



Health o meter

- Capacity: 440 lb / 200 kg
- Graduation: ¼ lb / 100 g
- Seat size: 16½" x 18½" x 17⅞"
- Two wheels for ease of movement; flip arm and foot rest
- Easy-to-clean plastic seat
- Two-year limited warranty

Item #	Price
600-SCHM 440 lb capacity	\$429.95

DIGITAL CHAIR SCALE



Health o meter

- Capacity: 440 lb / 200 kg
- Graduation: 0.2 lb / 0.1 kg
- Seat size: 18¼" x 14½" x 17½"
- EMR connectivity via USB
- 1¼" LCD display
- Two wheels for ease of movement; flip arm and foot rest
- Two-year limited warranty

Item #	Price
600-SCHE 440 lb capacity	\$499.00

BARIATRIC MEDICAL SCALE



Health o meter

- Capacity: 700 lb / 310 kg
- Resolution: 0.2 lb / 0.1 kg
- Platform size: 22" W x 15¾" D
- EMR connectivity via USB and serial ports
- ¾" LCD display with 180° swivel for ease of viewing
- Three-year limited warranty

Item #	Price
600-SSPP 700 lb capacity	\$998.95

PORTABLE DIGITAL WHEELCHAIR SCALE WITH HANDRAILS



Health o meter

- Capacity: 1000 lb / 454 kg
- Smart Load Cell technology
- Durable steel structure with non-slip platform
- Three-year limited warranty

Item #	Price
600-SWPP-2 1000 lb capacity	\$1,520.95

Loan to Own



New Equipment Now

Tailored leasing plans to fit your equipment needs and budget.

Professional Medical's exclusive **Loan-To-Own (LTO) Program** can bolster your facility's therapeutic equipment inventory, help you acquire new state-of-the-art merchandise and save you thousands of dollars over other traditional rental programs.

Move from expensive rentals to cost-effective ownership.

Your ProMed sales representative can walk you through preparing a customized budget analysis offering the best therapeutic equipment backed by the most cost-effective leasing program in the industry.

LOAN TO OWN

new healthcare equipment now

Use your funds wisely now, not during survey time!

Allow Professional Medical to help evaluate the equipment needed to provide the safety your employees expect and the quality care your residents deserve. Now, with our LTO solution, you can afford the equipment needed to provide quality care while remaining compliant with state and federal guidelines.

Conserve your cash and increase your buying power.

You will increase your potential buying power and maximize your cash flow by leasing your products rather than having your capital tied up in inventory. This will allow you to make use of available funds in other areas to grow your business in the future.

Leasing helps your budgeting and bundling.

Leasing allows you to bundle your product orders into one convenient payment in order to reduce the number of checks issued and helps you budget availability of funds for other expenses. Bundling also saves on costly freight.

From expensive rentals to cost-effective ownership.

At Professional Medical, we strive to provide our customers with the very newest products and services. LTO allows you to have new, state-of-the-art equipment throughout your facility at costs that are less per month than the rental of used, worn equipment – and at the end of the term, you OWN it!

Leasing helps improve your bottom line.

Based on your business and lease structure, you may also be entitled to tax advantages. Our Fair Market LTO (10% final payment) buyout is tax deductible and can be placed in a depreciation schedule resulting in beneficial tax savings.

Bariatric Products



Clinical Products



Diagnostic Products



DME/Healthcare Equipment



Respiratory Care Management



Wheelchairs & Accessories





Reference

¹ Occupational Safety and Health Administration. US Labor Department's OSHA announces new National Emphasis Program for Nursing and Residential Care Facilities. Available at: http://www.osha.gov/pls/oshaweb/owadisp.show_document?p_table=NEWS_RELEASES&p_id=22116. Accessed June 27, 2012.

©2012 Professional Medical, Inc.
We reserve the right to correct any errors that may occur within this brochure.

Compliance, Smart Choice, Professional Medical, Inc., ProMed, and We Make Improving Care Easier! are trademarks of Professional Medical, Inc.

Orders will be shipped in the order they are received.
Special priced products available while supplies last.
Promotional Pricing is valid through September 30, 2012, unless otherwise noted. Orders placed after the promotional expiration date will be sold at our everyday low price. Applicable sales tax will be applied.
Our shipping/handling policy procedures apply.

700-Smart Choice Equipment Solutions_Q3_12 [06/12]



Professional Medical, Inc.
A Tradition of Quality, Value, & Trusted Service Since 1968

1917 Garnet Ct. New Lenox, IL 60451 ■ 800.648.5190 ■ fax 866.726.7416 ■ promedsupply.com

Compliance®
Improve Care. Save Time. Reduce Costs.



We make improving care easier!®